

Themes

Wacky Weeks

Egg-citing Changes

Shapes and Colors



Numbers

15, 16

Letters

Ss, Tt, Uu

Alphabet Words

salad, siren,

ski, sun,

tambourine, tiptoe,

tongue, tree,

underground, undershirt,



upstairs, utensils

Sign Language



Theme Descriptions

Wacky Weeks: Things will be a little topsy-turvy during this theme! Children will engage in regular pretend play and sensory exploration. Optical illusions, exploring textures, and playing with sounds are covered in this theme. Children will also learn about appropriate times to express their silliness.



Egg-citing Changes: Eggs are an important symbol of spring. This theme will explore this symbolism by introducing the major changes that occur during spring. The children will explore chicks hatching, leaves and grass emerging, and the shift in weather patterns. Seasonal holidays will be touched upon as well.

Activities for Home

- Wiggly, jiggly, fizzy, foamy, slippery, slimy—these are a few of the silly and descriptive words your child will be learning about. Point out the everyday things in your home environment that have silly descriptions. Jello is wiggly, soap in the tub is slippery, and carbonated beverages are fizzy. Can your child find anything that's slimy, foamy, or makes goofy sounds?
- To help your child learn the alphabet, make sure that he is learning letters in meaningful ways. Help your child learn to identify his own name and the letters that spell it. Begin with uppercase letters, as they are easier for children to recognize. Show him his whole name in functional ways. You might put name labels on his backpack or lunch box or inside the covers of favorite books.
- Read about spring with your child. Look carefully at the pictures. What symbols of spring are portrayed in the book—rain, flowers, birds, bugs? Go for a walk with your child to look for signs of spring in your area. Talk about the different colors in each of the flowers. Are all of the blossoms shaped the same? How does each flower smell? Are birds building nests? How many different shades of green can you find?

Look for Books

The best way to learn which books your child enjoys is to read children’s books—lots of them! Check out funshineextras.com for Book Lists corresponding to each month’s themes. Get to know your local librarians and ask for their recommendations as well.

This Book Is Magic

by Ashley Evanson

An Egg Is Quiet

by Dianna Hutts Aston

Potato Pants!

by Laurie Keller

Pippa's Passover Plate

by Vivian Kirkfield

Don't Blink!

by Amy Krouse Rosen-
thal

Here Comes the Easter Cat

by Deborah Under-
wood

A Birthday for Cow!

by Jan Thomas

What Will Hatch?

by Jennifer Ward


Cooking Together

When cooking with young children, allow them to help in a safe way with mixing, pouring, rolling, mashing, shaking, etc. Use words to describe what you are doing and what you plan to do next. Talk about what you see, smell, feel, hear, and taste.

Springtime Strawberry Dip

- 4 oz. cream cheese
- 8 oz. fresh or frozen strawberries
- ¼ cup plain Greek yogurt
- 1 T. sugar (optional)

Place strawberries in a food processor or blender and process until smooth. Add the cream cheese, yogurt, and sugar, if using. Blend again until smooth. Serve with fresh fruit to dip, such as apple slices, pineapple wedges, or berries.



Sing Along with Me

Find these songs at www.funshineexpress.com

Silly Sounds

Sung to “The Muffin Man”

Oh, can you make a silly sound?
Can you hear this? My silly sound.
Oh, can you make a silly sound?
My sound...it goes like this.
(Make various sounds.)



Sky Shapes

Sung to “Twinkle, Twinkle, Little Star”

Floating clouds up in the sky,
(Point up.)
Changing shapes as you pass by!
(Make different shapes with arms and hands.)
Floating by without a sound,
(Move arms and hands slowly.)
Won't you come and touch the ground?
(Touch the ground.)
Floating clouds up in the sky,
(Point up.)
Changing shapes as you pass by!
(Make different shapes with arms and hands.)



Reminders...

Connect with Us!

